



www.globalvaluefund.com.au



Disclaimer

The information contained in this presentation or subsequently provided to the recipient whether orally or in writing by, or on behalf of Global Value Fund Limited (GVF) or any of its directors, officers, employees, agents, representatives and advisers (the Parties) is provided to the recipient on the terms and conditions set out in this notice.

The information contained in this presentation has been furnished by the Parties and other sources deemed reliable but no assurance can be given by the Parties as to the accuracy or completeness of this information.

To the full extent permitted by law:

- (a) no representation or warranty (express or implied) is given; and
- (b) no responsibility or liability (including in negligence) is accepted,

by the Parties as to the truth, accuracy or completeness of any statement, opinion, forecast, information or other matter (whether express or implied) contained in this presentation or as to any other matter concerning them.

To the full extent permitted by law, no responsibility or liability (including in negligence) is accepted by the Parties:

- (a) for or in connection with any act or omission, directly or indirectly in reliance upon the content of this presentation; and
- (b) for any cost, expense, loss or other liability, directly or indirectly, arising from, or in connection with, any omission from or defects in, or any failure to correct any information,

in this presentation or any other communication (oral or written) about or concerning them.

The delivery of this presentation does not under any circumstances imply that the affairs or prospects of GVF or any information have been fully or correctly stated in this presentation or have not changed since the date at which the information is expressed to be applicable. Except as required by law and the ASX listing rules, no responsibility or liability (including in negligence) is assumed by the Parties for updating any such information or to inform the recipient of any new information of which the Parties may become aware.

Notwithstanding the above, no condition, warranty or right is excluded if its exclusion would contravene the Competition and Consumer Act, 2010 or any other applicable law or cause an exclusion to be void.

The provision of this presentation is not and should not be considered as a recommendation in relation to an investment in GVF or that an investment in GVF is a suitable investment for the recipient.

Non-IFRS financial information has not been subject to audit or review.

Agenda:



1. **Key issues driving global financial markets**
2. **The Global Value Fund**
3. **Managing risk at the Global Value Fund**
4. **Investment portfolio update**
5. **Performance year-to-date**



1. Key issues driving global financial markets



The headline issues in global financial markets today

**QE 2 is coming
in Europe**

**Fed set to lift
interest rates**

**The US\$ bull
market has
further to run**

**Risk of a hard
landing in China**

**The US is
approaching full
employment**

**RBA to cut
further**

We believe financial markets are pricing in these headlines today

Important to remember what is already in the price



The second page stories that we are following

**The forgotten
risk of inflation**

**Emerging
markets
reverting to old
stereotypes**

**Coming impact
of Central Bank
policy
divergence**

**Quantitative
Easing has
worked in US**

**Prolonged A\$
weakness may
be necessary**

**China as a
competitive
threat - exporting
its investment
excesses**

Less clear how markets have priced in these issues



2. The Global Value Fund



The Global Value Fund

Our core discount capture strategy targets returns comparable with global equity markets while aiming for a significantly lower risk profile

A focus on listed securities which are undervalued relative to a defined and observable asset value

- A discount to “break-up” value

Closed-end funds (CEFs) will form the core of our investment universe

- Internationally, CEFs are a mainstream asset class, with an investable universe of >US\$500Bn

A variety of passive and active techniques are used to unlock value for our investors

We operate on a global stage; investing around the world and across asset classes



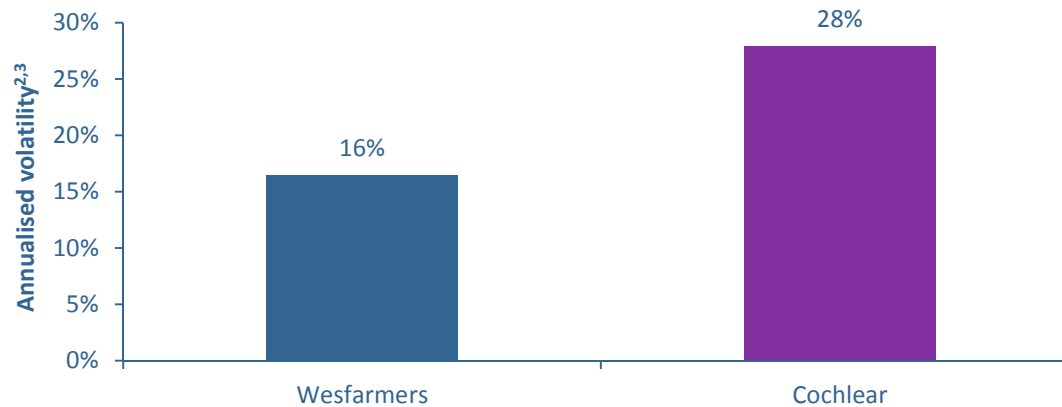
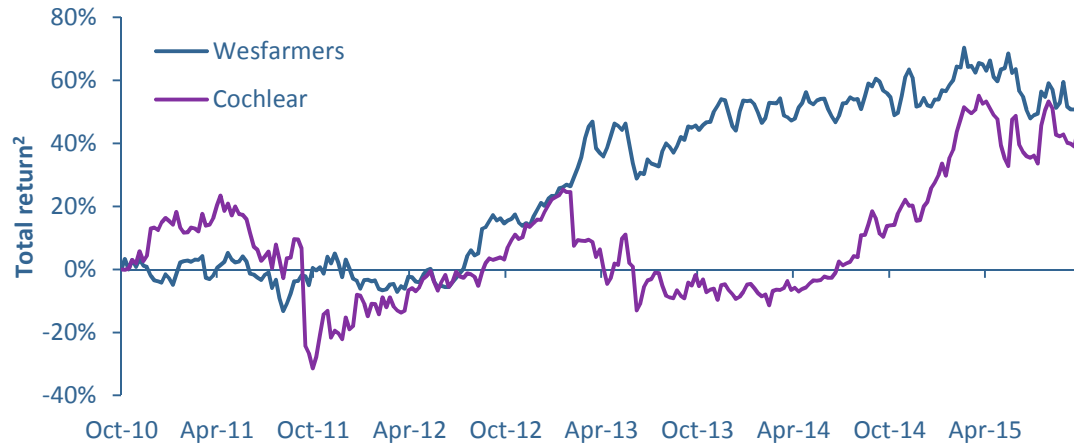


3. Managing risk at the Global Value Fund



Understanding risk in financial markets

Returns and realised volatility¹ - not all returns are equal



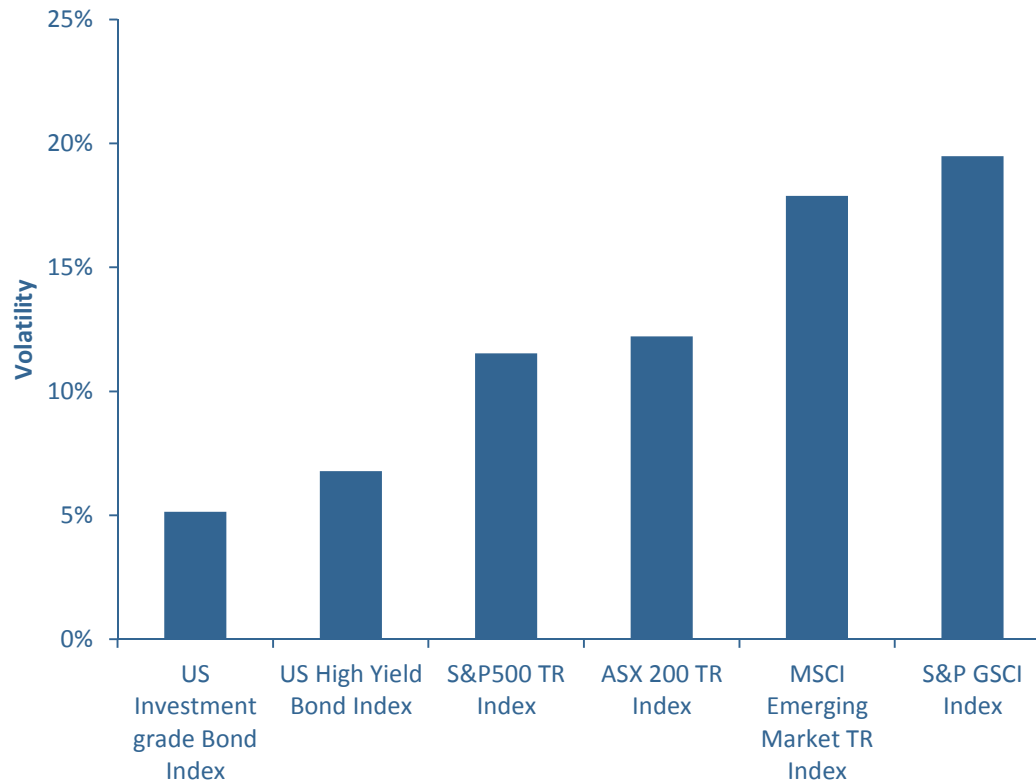
Assessing risk is as important as assessing returns

- 1 Data source Bloomberg LP and Metage Capital.
- 2 From Oct 10 to Sept 15
- 3 Annualised weekly volatility



Comparing risk across asset classes and investments

Asset class volatility^{1,2,3,4}



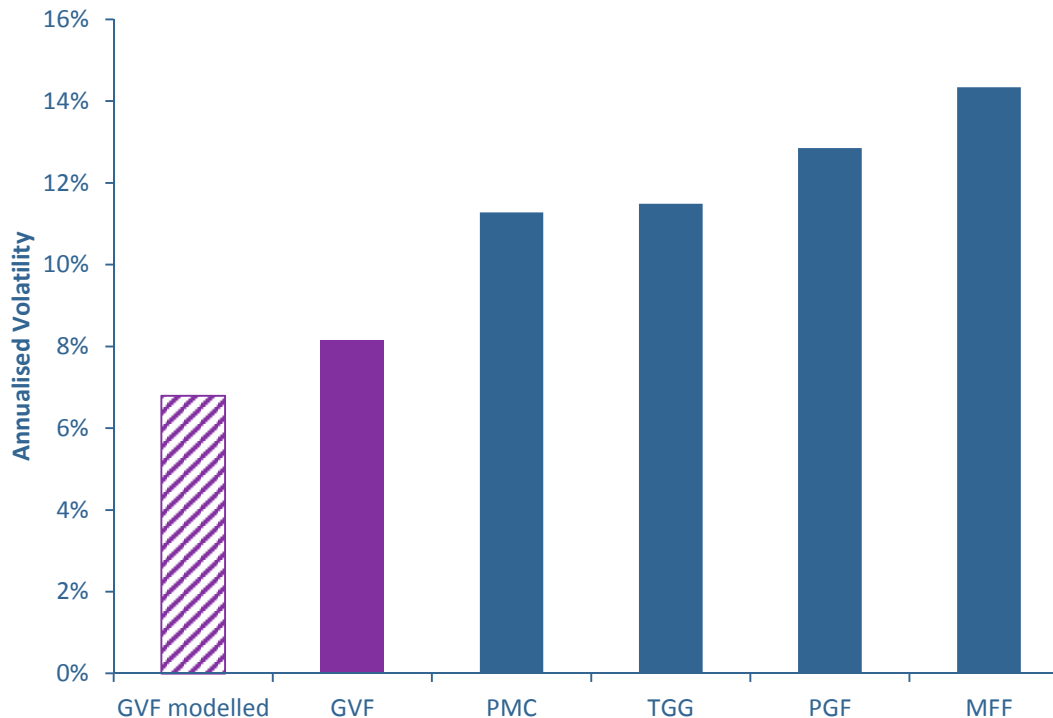
- 1 Data source Bloomberg LP and Metage Capital.
- 2 From Sept 12 to Sept 15, monthly data, annualised
- 3 All US\$ denominated apart from ASX denominated in A\$
- 4 TR stands for total return

**Higher risks
demand higher
return
expectations**



The Global Value Fund proposition

Volatility of selected ASX Global LICs^{1,2,3,4}



- 1 Where available, monthly volatility over 3 years, annualised
- 2 PMC, TGG, PGF & MFF returns derived from changes in pre-tax undiluted NTA's
- 3 GVF data over 15 months, PGF data over 21 months, both since IPO
- 4 GVF modelled is the September month end portfolio back tested over the last 3 years using monthly returns

We seek to generate equity market like returns

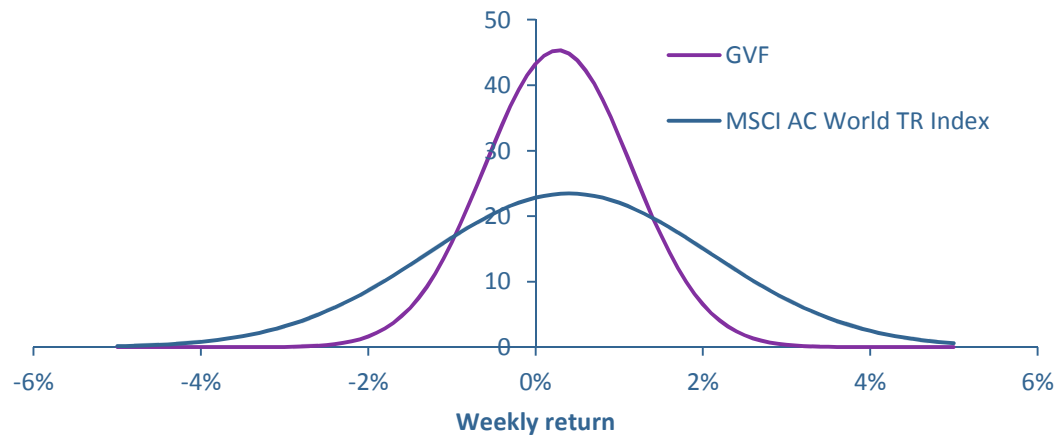
but with a significantly lower risk profile



Global Value Fund risk models

Value at Risk (VaR)^{1,3}

| VaR | | Weekly loss % | |
|------------------|----------------------|-------------------------|--|
| Confidence level | GVF A\$ ² | MSCI AC World Index A\$ | |
| 99% | -1.3% | -3.2% | |
| 95% | -1.1% | -2.0% | |



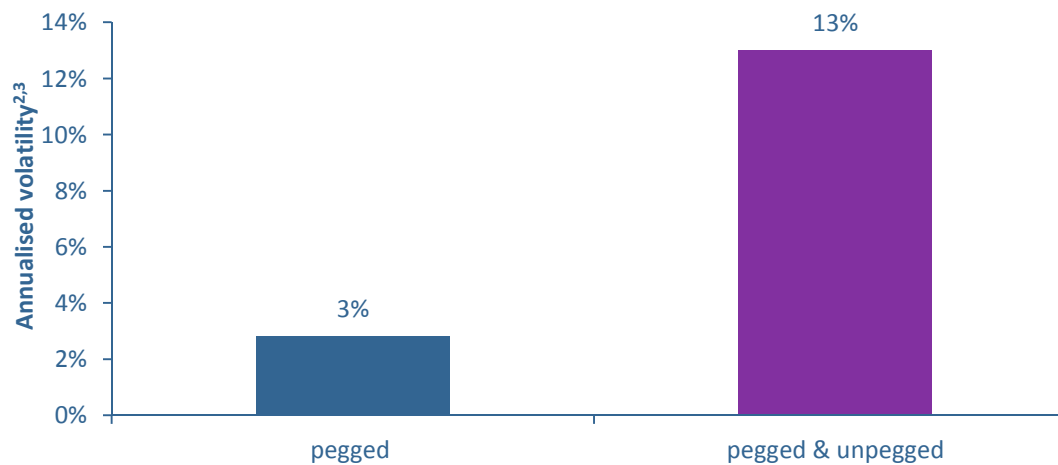
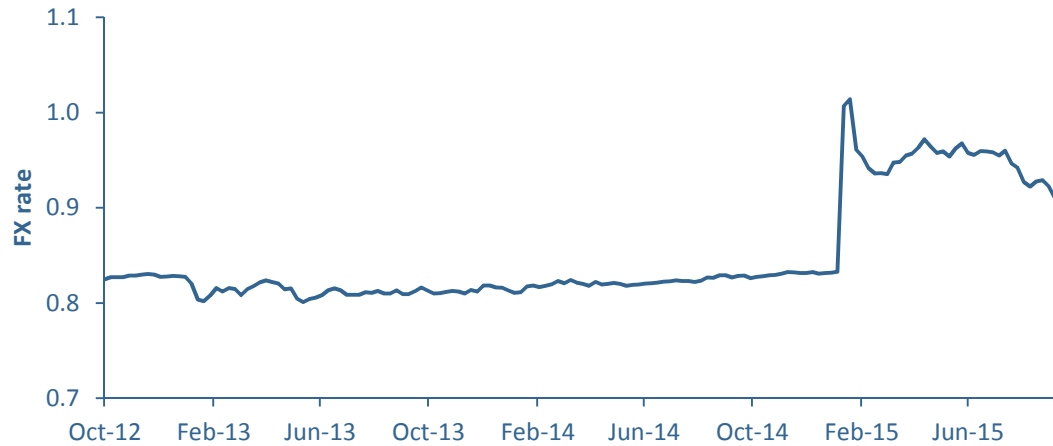
Managing risk is a key part of our investment process

- 1 Assumes normal distributions
- 2 End of September portfolio
- 3 A\$ based weekly returns and volatility over 3 year period



Why risk measurement is not risk management

Euro versus Swiss Franc exchange rate¹



Risk management is both a quantitative and a qualitative process

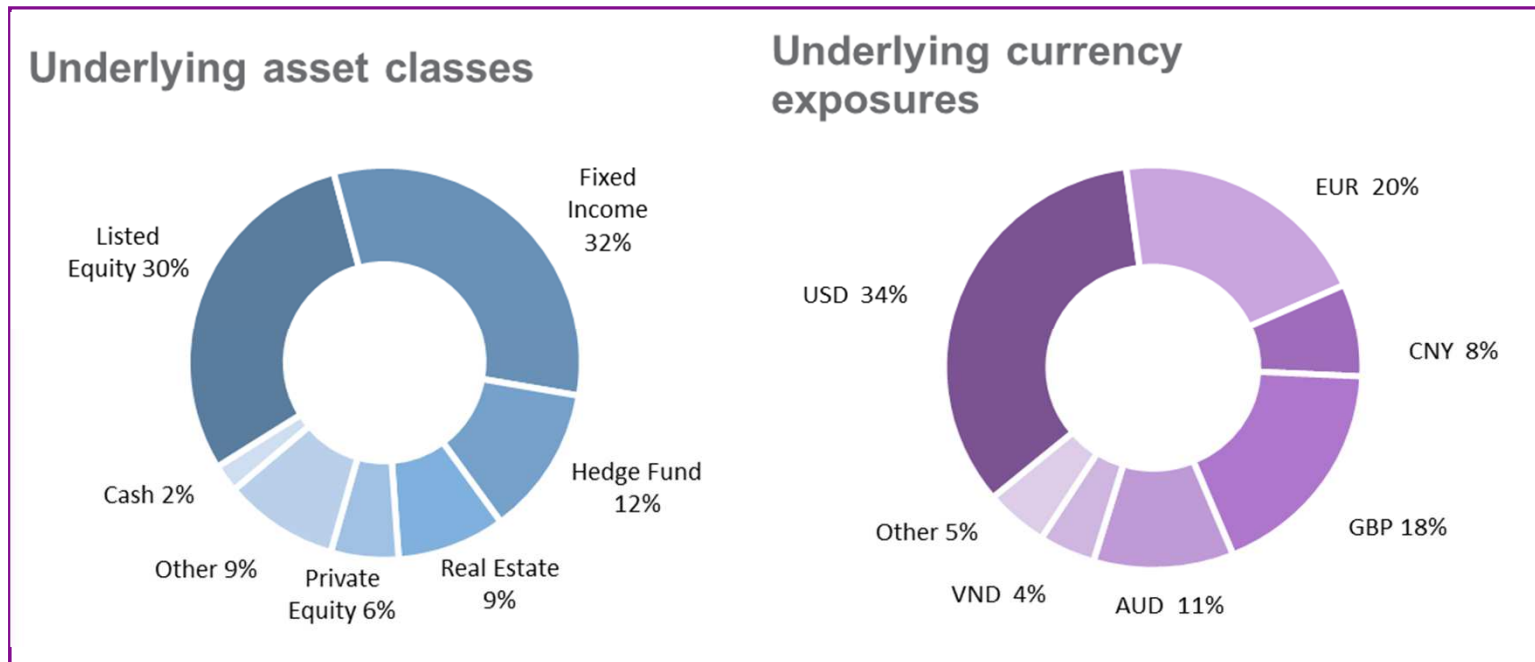
- 1 Data source Bloomberg LP and Metage Capital.
- 2 From Oct 12 to Sept 15
- 3 Annualised weekly volatility



4. Investment portfolio update



Investment Portfolio¹



There are inherent benefits in running a diversified portfolio over time

¹ As at the 30th September 2015



Top Five Holdings

| Name | Summary | Story |
|---------------------------------------|--|---|
| HSBC China Dragon Fund | Hong Kong listed closed-end fund investing in a diversified portfolio of Chinese equities. | The position has been accumulated at an average discount to net asset value of wider than 25%. Following shareholder pressure, the fund has recently announced that it will conduct a 20% one-off redemption offer at a 2% discount to NAV, with subsequent further redemptions likely if the discount fails to contract. |
| Boussard & Gavaudan Holdings | A feeder fund into the BG Master Fund, a Europe-focused multi-strategy hedge fund | The BG Master Fund is the flagship fund for Boussard & Gavaudan, a French fund management firm with c. €1.7 billion of FUM. The position was acquired at a discount in excess of 21%. The manager is committed to an active share buyback program which should serve to reduce the discount. |
| WA/Claymore Inflation-linked Opp Fund | New York listed CEF | Portfolio of US Treasury inflation protected notes, arguably one of the lowest risk financial assets in the world. The position has been built at close to a 14% discount to the underlying portfolio value. |
| Pacific Alliance China Land | Chinese property-related assets and loans with a conservatively valued portfolio | Significant structural downside protections built into its investment holdings. Currently in realisation. |
| Vinaland Limited ZDP | GBP zero-dividend preference share | Attractive fixed return over the period to December 2016, heavily collateralised by the assets of an AIM-listed CEF. Various mechanisms exist to enhance the credit of the ZDP and there is additional upside from the possibility of early repayment at an above market price. |



Case Study: Capturing value in an out-of-favour sector

Opportunities in deeply discounted emerging market debt funds

Fixed Income CEFs

| Global High Income Fund (GHI) | MS Emerging Market Debt Fund (MSD) |
|--|---|
| <p>US-listed closed-end fund investing in local and US\$ denominated emerging market sovereign and investment grade bonds. Managed by UBS Asset Management. Pays a high running dividend yield.</p> <p>Accumulated a position in the fund at an average discount to NAV of 14% from October 2014 onwards.</p> <p>Following significant changes in the share register over the past year the Board recommended a liquidation of the fund in October 2015.</p> <p>We sold the position at average discount of 4.8% in October, having also received a 9% dividend pay-out over the holding period.</p> | <p>US-listed closed-end fund investing in US\$-denominated emerging market sovereign and investment grade bonds. Managed by another reputable investment bank, Morgan Stanley. Provides a dividend yield of 6-7%.</p> <p>Still accumulating a position, so far at an average discount of 17%, having started in July 2015.</p> <p>The fund has many similarities to Global High Income and we believe there is considerable value in this investment that can be unlocked.</p> |
| <h4>GHI Discount History</h4> | <h4>MSD Discount History</h4> |
| | |

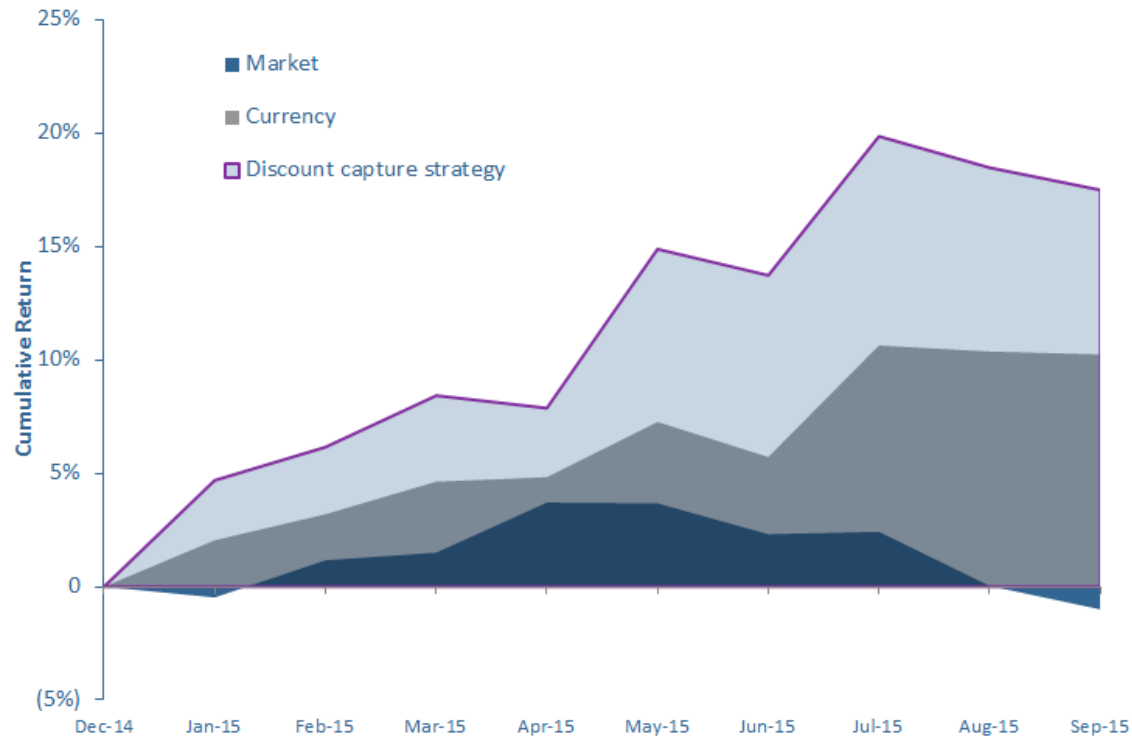


5. Performance year-to-date



Investment portfolio¹ return

Discount capture strategy year-to-date



¹ Investment portfolio return excludes all fees, expenses, taxes and the impact from option exercises.
Data source Metage Capital



The fund holds a diversified portfolio of global assets

Discount capture represents manager outperformance



Dividend Guidance

FY2015 dividend paid

The Company recently paid its first fully franked dividend of 2.0 cents per share.

Interim dividend for FY2016

The Board currently anticipates being able to announce an interim fully franked dividend with the release of the Company's December half-year results, so long as it remains prudent to do so. If an interim dividend is declared, the Board expects that it would be payable during April 2016.

This guidance is not a formal declaration of the FY2016 interim dividend. Shareholders should rely on the official declaration of dividends for confirmation of the amount, dates and level of franking.

The Board understands the importance of fully franked dividends for many of our shareholders





Capital Structure

Outstanding shares & options¹

Shares outstanding (GVF): 72,855,991

Options outstanding (GVFO): 50,830,234

Option terms

Exercise price: \$1.00

Options are exercisable at any time until the 17th March 2016

Option ISIN: AU00000GVFO1

**Options are
listed on the ASX
under the code
GVFO**

¹ As at the 31st October 2015



Global Value Fund Limited

Company Details

Structure Listed Investment Company

Incorporated Australia

Service Providers

Investment Manager Metage Capital Limited
ir@globalvaluefund.com.au

Registrar Boardroom Pty Limited
enquires@boardroomlimited.com.au
Tel no. 1300 737 760

Prime Broker/Custodian Credit Suisse Group

Auditor Moore Stephens Sydney

Company Secretary Mertons Corporate Services Pty Ltd
Tel no. (03) 8689 9997



Further information

Landline (UK): +44 20 7087 7053

Mobile (Australia): 0423 428 972

miles.staude@globalvaluefund.com.au

www.globalvaluefund.com.au

